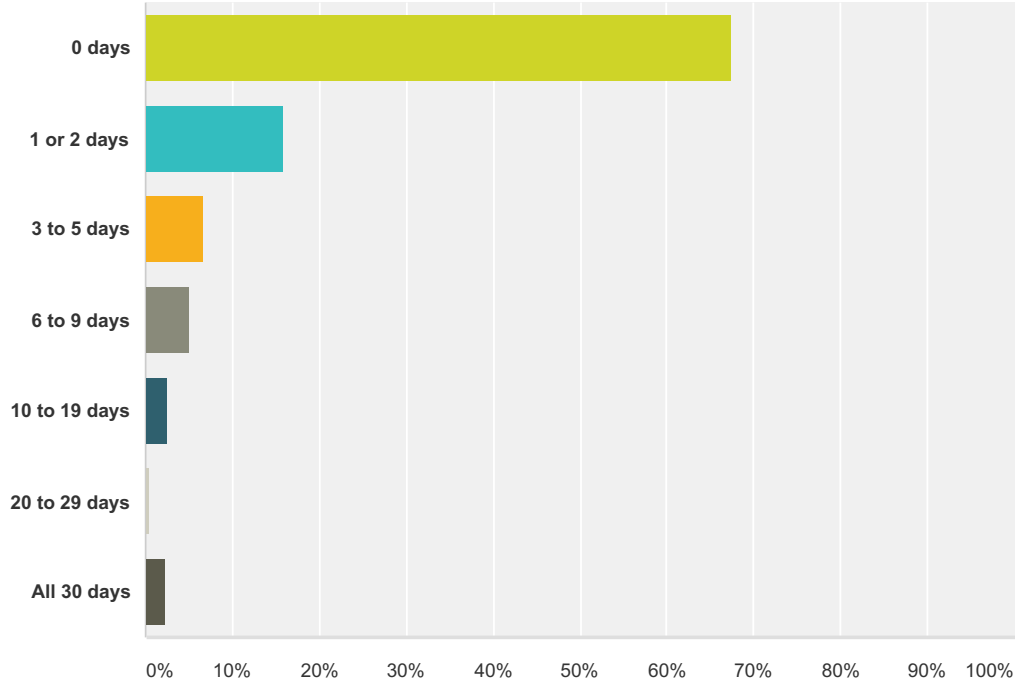


Q1 During the past 30 days, on how many days did you have at least one drink of alcohol?

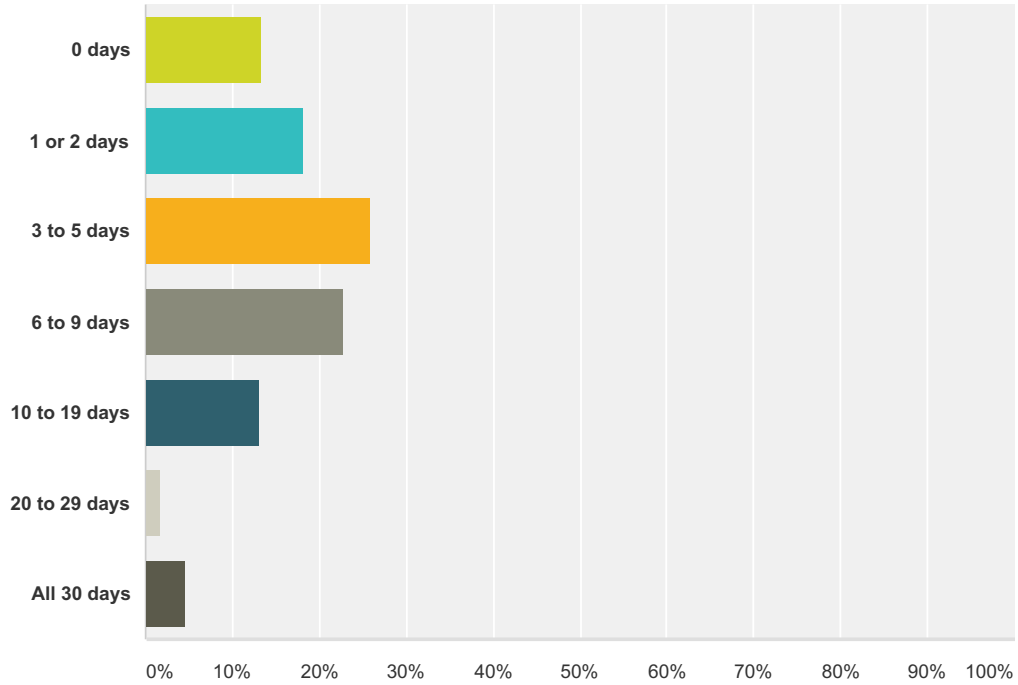
Answered: 864 Skipped: 2



Answer Choices	Responses	Count
0 days	67.48%	583
1 or 2 days	15.86%	137
3 to 5 days	6.60%	57
6 to 9 days	4.98%	43
10 to 19 days	2.55%	22
20 to 29 days	0.35%	3
All 30 days	2.20%	19
Total		864

Q2 In your opinion, during the past 30 days, on how many days do you THINK the average Duxbury High School student had at least one drink of alcohol?

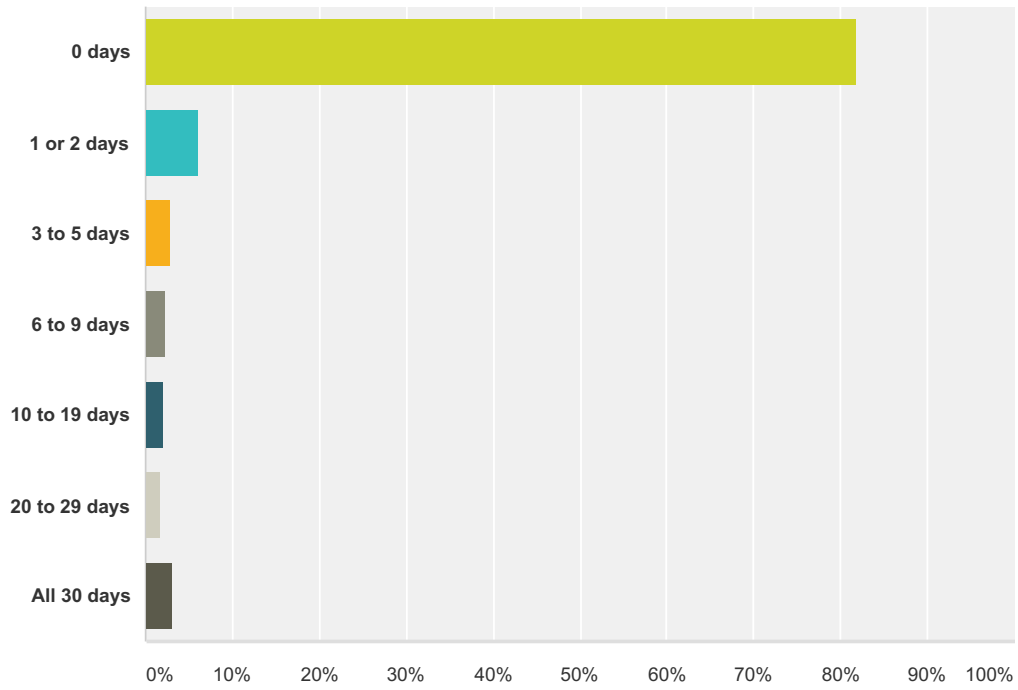
Answered: 862 Skipped: 4



Answer Choices	Responses
0 days	13.34% 115
1 or 2 days	18.21% 157
3 to 5 days	25.99% 224
6 to 9 days	22.85% 197
10 to 19 days	13.23% 114
20 to 29 days	1.74% 15
All 30 days	4.64% 40
Total	862

Q3 During the past 30 days, on how many days have you used marijuana?

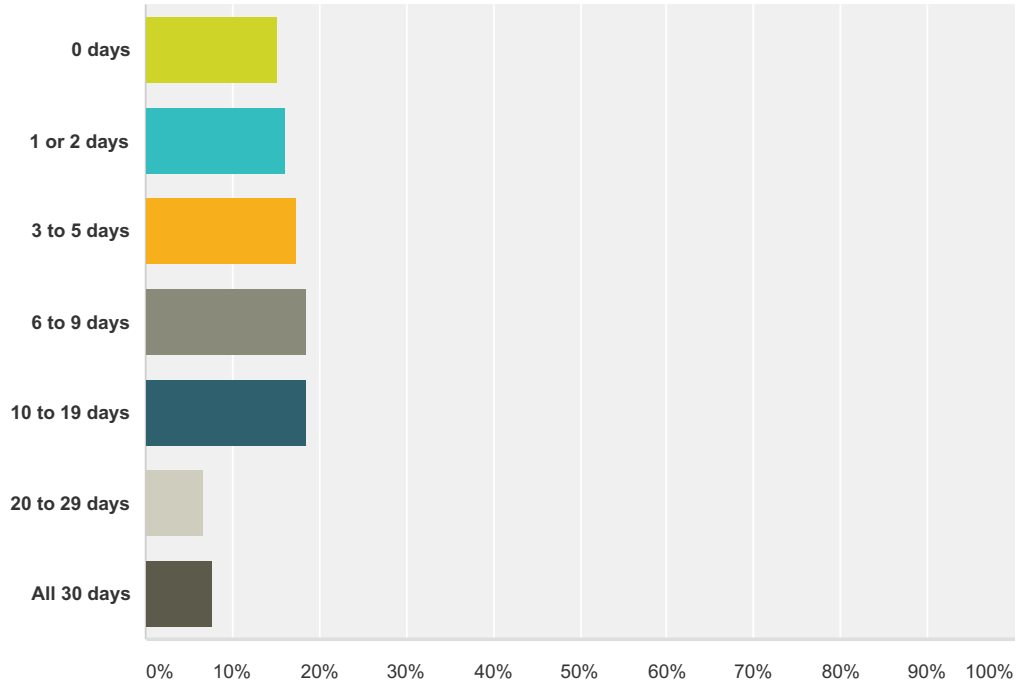
Answered: 860 Skipped: 6



Answer Choices	Responses	Count
0 days	81.74%	703
1 or 2 days	6.05%	52
3 to 5 days	3.02%	26
6 to 9 days	2.33%	20
10 to 19 days	2.09%	18
20 to 29 days	1.63%	14
All 30 days	3.14%	27
Total		860

Q4 In your opinion, during the past 30 days, on how many days do you THINK the average Duxbury High School student has used marijuana?

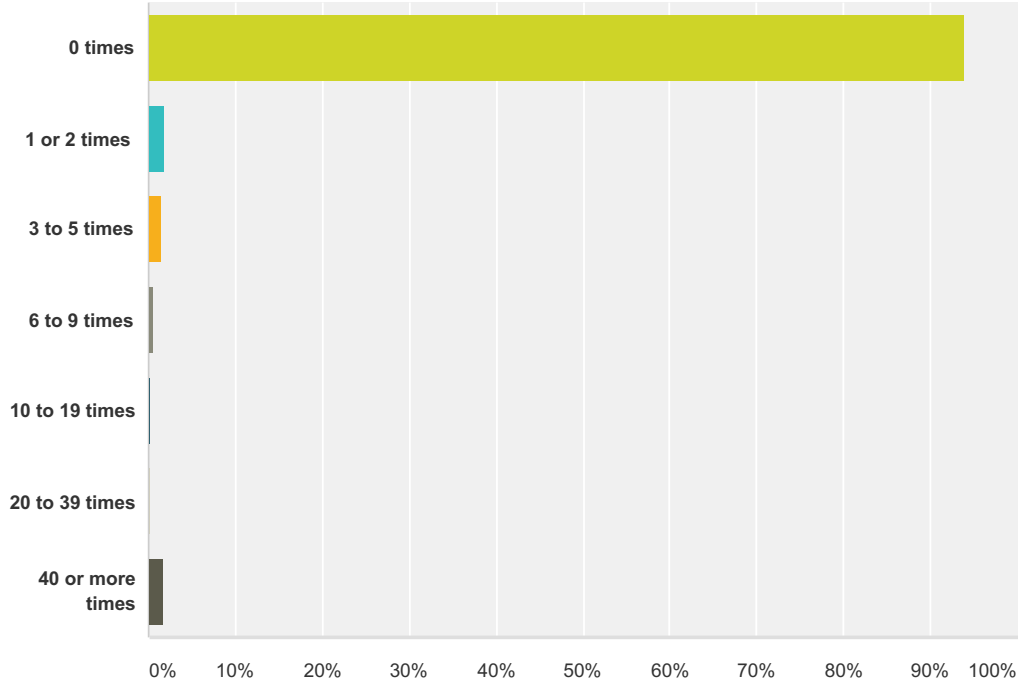
Answered: 863 Skipped: 3



Answer Choices	Responses
0 days	15.30% 132
1 or 2 days	15.99% 138
3 to 5 days	17.27% 149
6 to 9 days	18.54% 160
10 to 19 days	18.54% 160
20 to 29 days	6.60% 57
All 30 days	7.76% 67
Total	863

Q5 During the past 30 days, how many times have you used prescription medications without a doctor's orders?

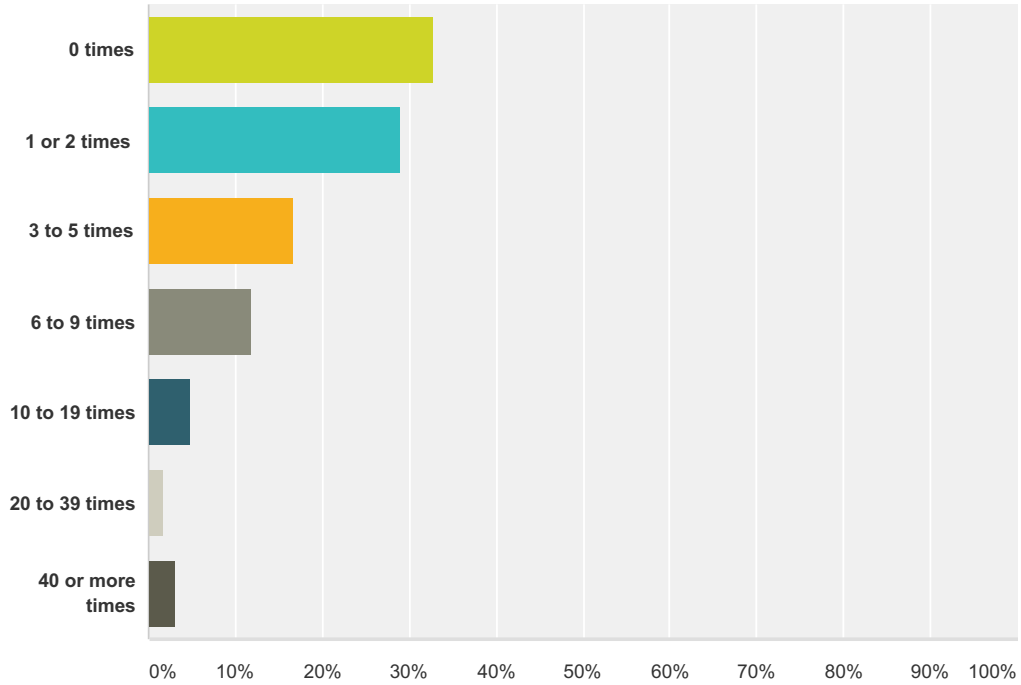
Answered: 864 Skipped: 2



Answer Choices	Responses	
0 times	93.98%	812
1 or 2 times	1.85%	16
3 to 5 times	1.39%	12
6 to 9 times	0.69%	6
10 to 19 times	0.23%	2
20 to 39 times	0.23%	2
40 or more times	1.62%	14
Total		864

Q6 In your opinion, during the past 30 days, how many times do you THINK the average Duxbury High School student used prescription medications without a doctor's orders?

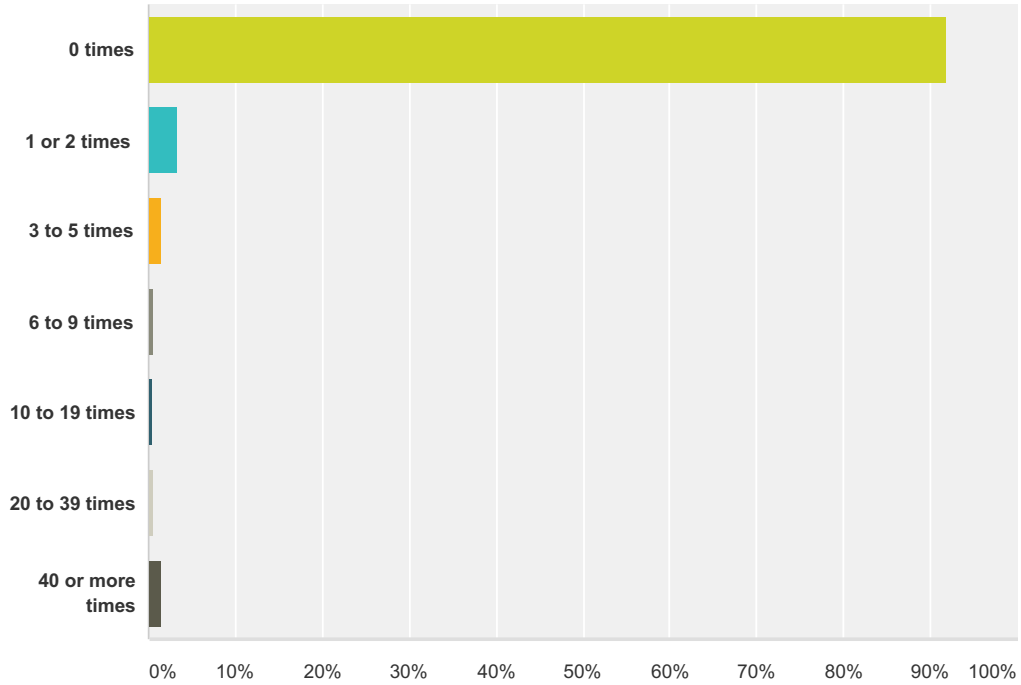
Answered: 863 Skipped: 3



Answer Choices	Responses	Count
0 times	32.79%	283
1 or 2 times	28.97%	250
3 to 5 times	16.80%	145
6 to 9 times	11.82%	102
10 to 19 times	4.87%	42
20 to 39 times	1.62%	14
40 or more times	3.13%	27
Total		863

Q7 During the past 30 days, how many times have you used non-prescription medications (such as Cough Syrup or cold medication) for something other than their intended purpose?

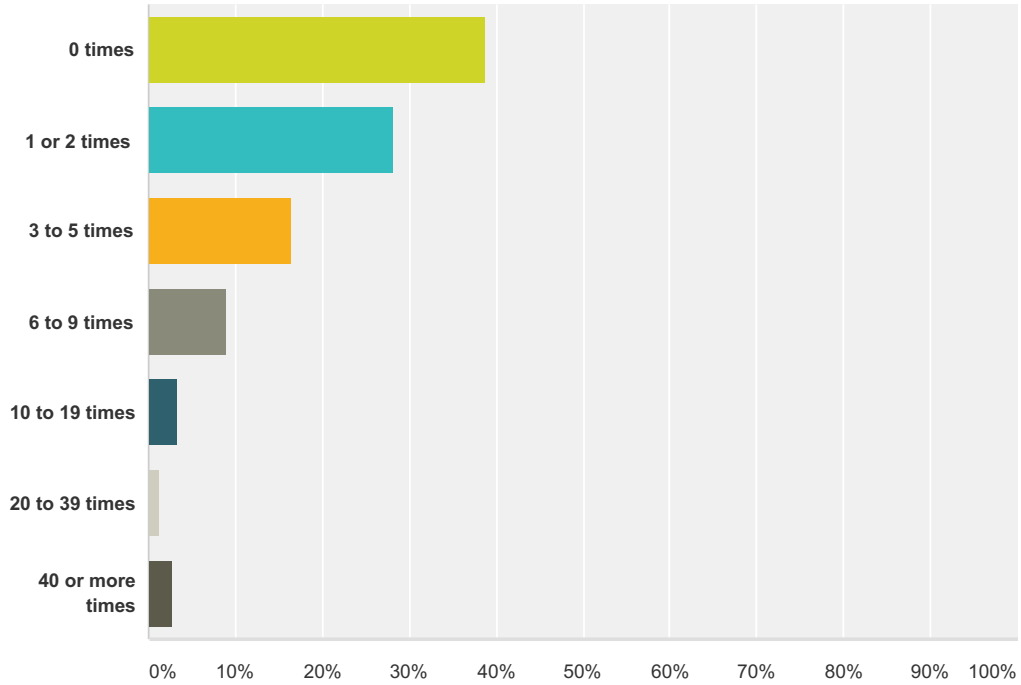
Answered: 864 Skipped: 2



Answer Choices	Responses	Count
0 times	91.90%	794
1 or 2 times	3.36%	29
3 to 5 times	1.39%	12
6 to 9 times	0.69%	6
10 to 19 times	0.46%	4
20 to 39 times	0.69%	6
40 or more times	1.50%	13
Total		864

Q8 In your opinion, during the past 30 days, how many times do you THINK the average Duxbury High School student used prescription medications without a doctor's orders?

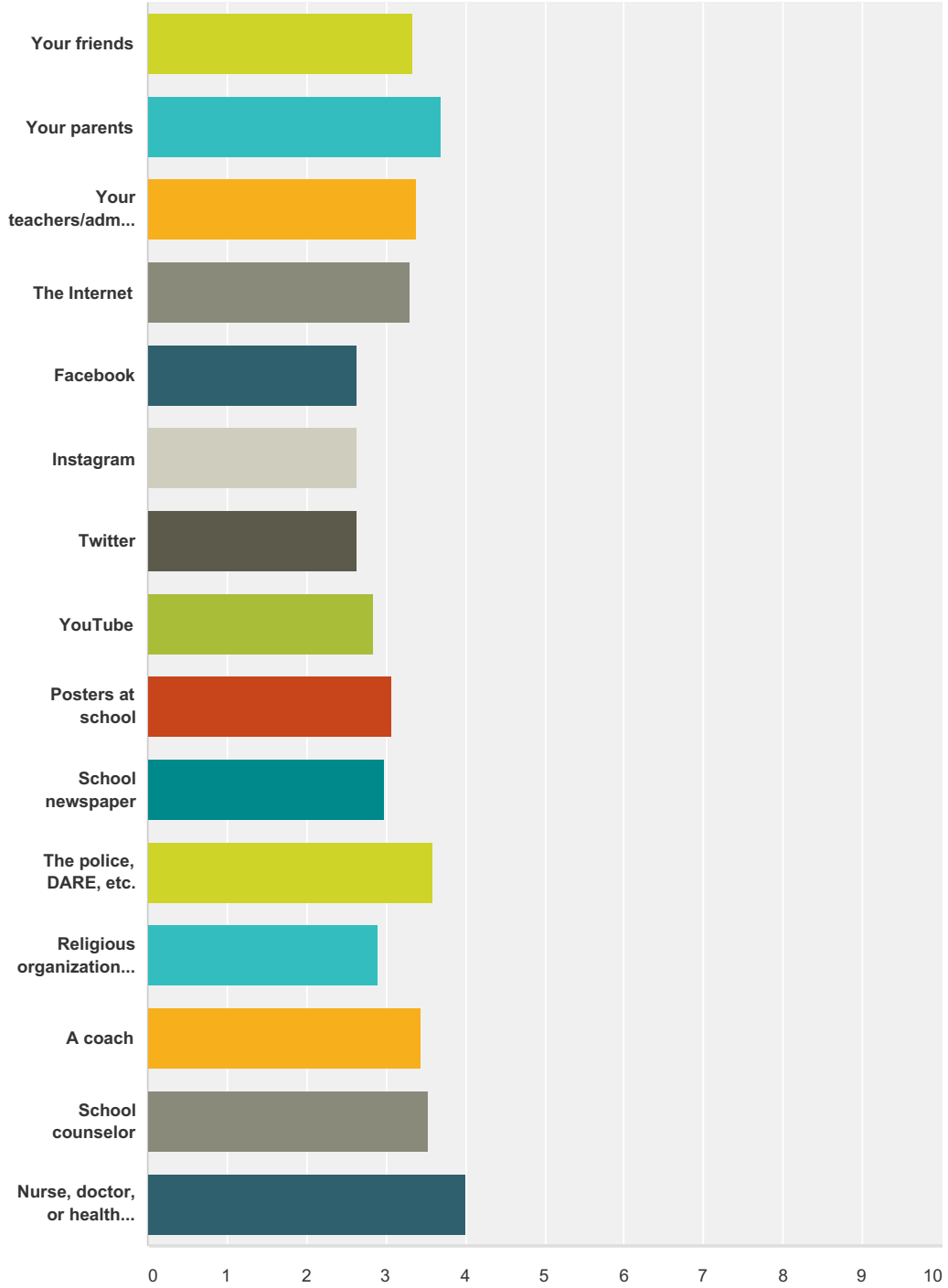
Answered: 863 Skipped: 3



Answer Choices	Responses	Count
0 times	38.93%	336
1 or 2 times	28.16%	243
3 to 5 times	16.57%	143
6 to 9 times	8.92%	77
10 to 19 times	3.36%	29
20 to 39 times	1.27%	11
40 or more times	2.78%	24
Total		863

Q9 Please rate how believable each of the following sources of information about tobacco, alcohol, or other drugs are to you:

Answered: 857 Skipped: 9



	Very Unbelievable	Somewhat Unbelievable	Don't Know	Somewhat Believable	Very Believable	Total	Weighted Average
--	-------------------	-----------------------	------------	---------------------	-----------------	-------	------------------

DECEMBER 2015 SOCIAL NORMING SURVEY

Your friends	9.51% 81	13.15% 112	26.29% 224	36.38% 310	14.67% 125	852	3.34
Your parents	11.02% 94	6.33% 54	17.94% 153	31.18% 266	33.53% 286	853	3.70
Your teachers/administrators	13.56% 115	10.61% 90	23.70% 201	28.18% 239	23.94% 203	848	3.38
The Internet	10.73% 91	15.21% 129	25.71% 218	30.90% 262	17.45% 148	848	3.29
Facebook	17.24% 146	25.74% 218	39.20% 332	11.33% 96	6.49% 55	847	2.64
Instagram	18.37% 156	26.15% 222	35.92% 305	13.19% 112	6.36% 54	849	2.63
Twitter	17.89% 151	25.24% 213	37.80% 319	13.51% 114	5.57% 47	844	2.64
YouTube	14.25% 120	21.85% 184	36.70% 309	20.19% 170	7.01% 59	842	2.84
Posters at school	17.61% 149	11.47% 97	30.73% 260	27.78% 235	12.41% 105	846	3.06
School newspaper	18.47% 154	10.91% 91	36.57% 305	22.66% 189	11.39% 95	834	2.98
The police, DARE, etc.	13.96% 118	7.22% 61	21.54% 182	19.64% 166	37.63% 318	845	3.60
Religious organization or religious leader	20.71% 175	11.48% 97	36.92% 312	17.75% 150	13.14% 111	845	2.91
A coach	9.94% 84	7.69% 65	31.12% 263	30.30% 256	20.95% 177	845	3.45
School counselor	10.23% 86	7.37% 62	27.23% 229	30.20% 254	24.97% 210	841	3.52
Nurse, doctor, or health professional	9.11% 77	3.67% 31	17.51% 148	17.16% 145	52.54% 444	845	4.00