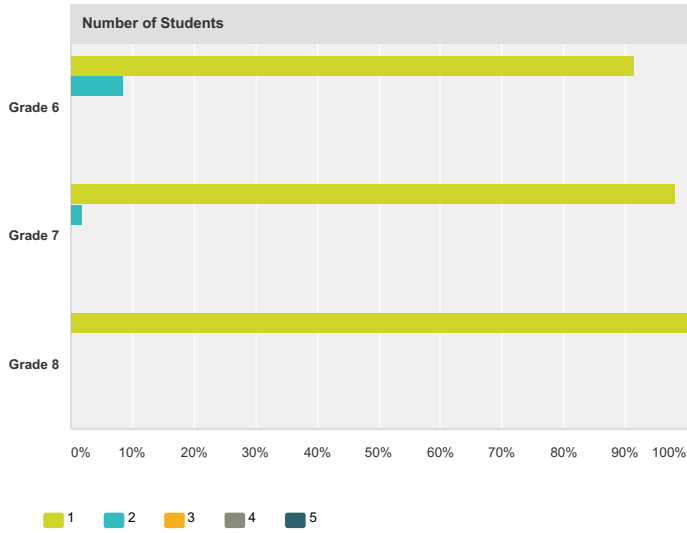


Q1 How many children do you currently have in each of the following grade levels?

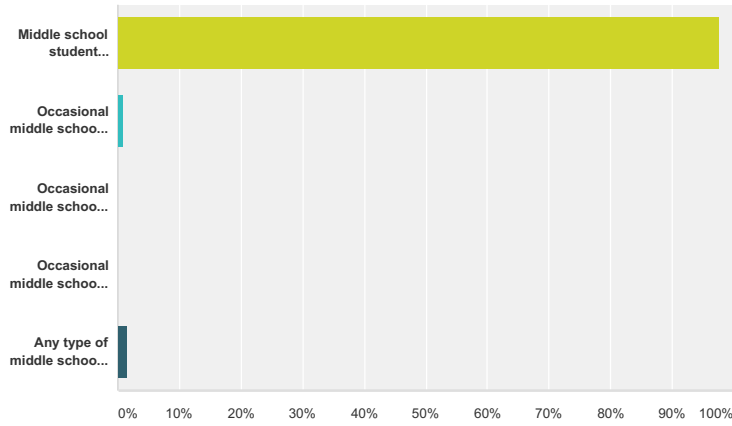
Answered: 131 Skipped: 0



Number of Students						
	1	2	3	4	5	Total
Grade 6	91.49% 43	8.51% 4	0.00% 0	0.00% 0	0.00% 0	47
Grade 7	98.08% 51	1.92% 1	0.00% 0	0.00% 0	0.00% 0	52
Grade 8	100.00% 49	0.00% 0	0.00% 0	0.00% 0	0.00% 0	49

Q2 Which of the following statements best represents your own belief about underage alcohol use? (select one)

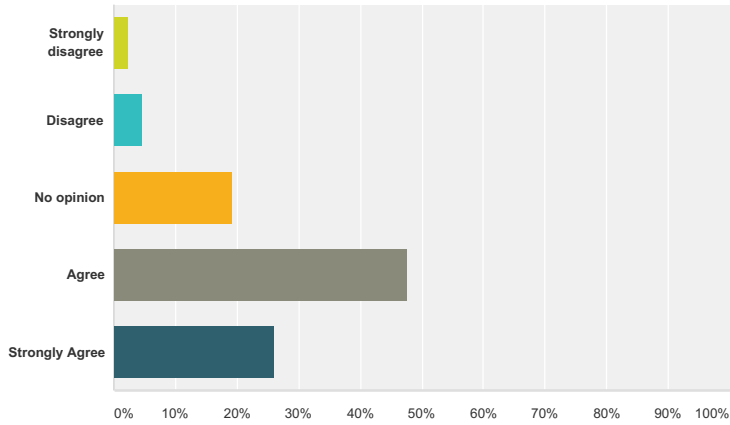
Answered: 131 Skipped: 0



Answer Choices	Responses
Middle school student drinking is never a good thing.	97.71% 128
Occasional middle school student drinking under supervision of her/his own parents is OK.	0.76% 1
Occasional middle school student drinking under supervision of a friend's parents is OK.	0.00% 0
Occasional middle school student drinking without adult supervision is OK as long as there is no driving involved.	0.00% 0
Any type of middle school student drinking is OK.	1.53% 2
Total	131

Q3 I believe the illegal use of alcohol among youth is a problem in Duxbury. (select one)

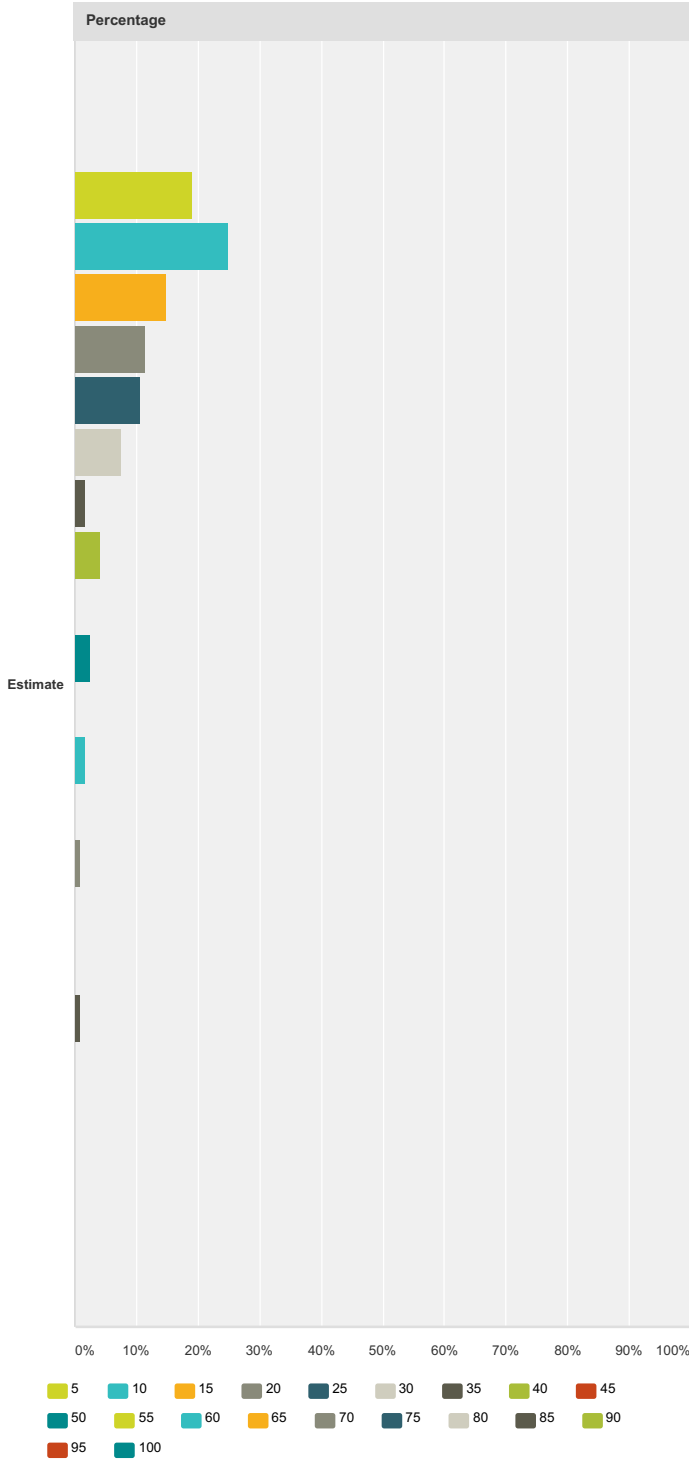
Answered: 130 Skipped: 1



Answer Choices	Responses	
Strongly disagree	2.31%	3
Disagree	4.62%	6
No opinion	19.23%	25
Agree	47.69%	62
Strongly Agree	26.15%	34
Total		130

Q4 Estimate the percentage of Duxbury Middle School students who drank at least one drink of alcohol (not including religious ceremonies) during the last 30 days. Choose a percentage between 0% and 100%.

Answered: 121 Skipped: 10



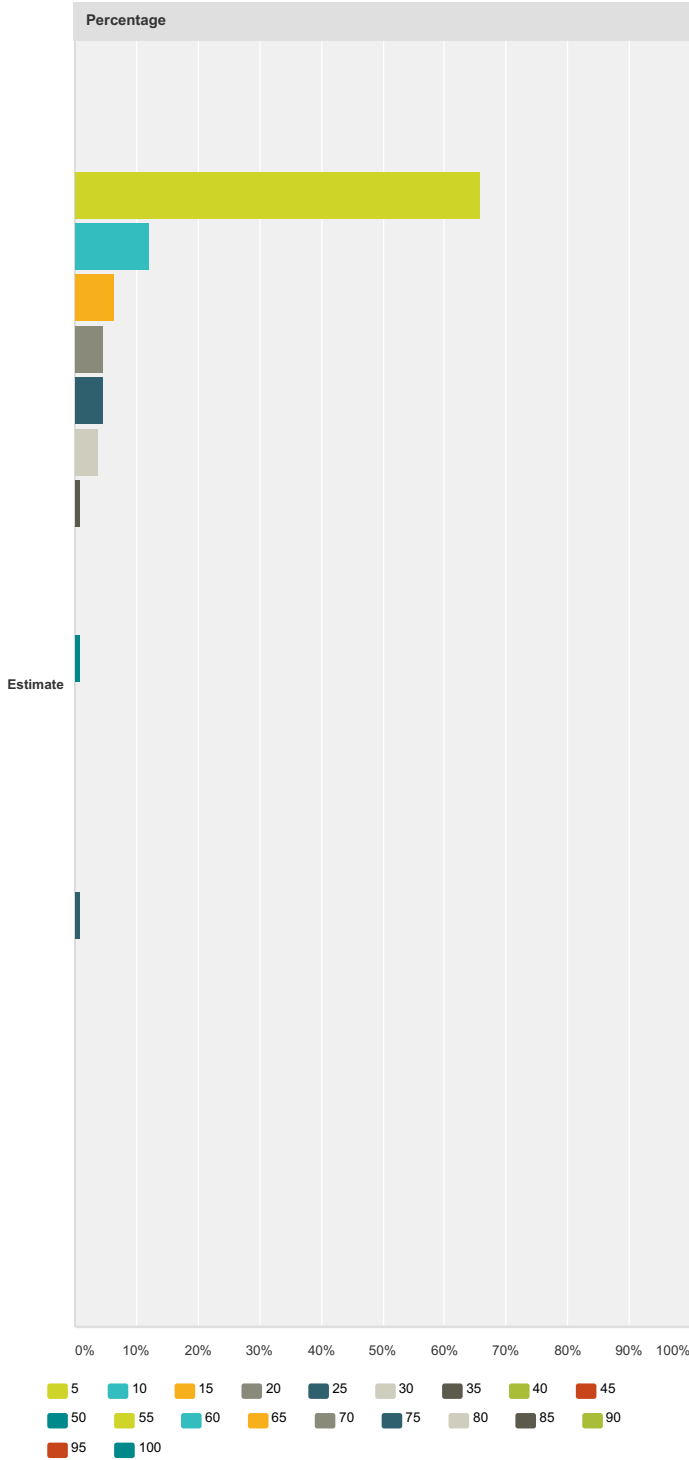
Percentage																					
	5	10	15	20	25	30	35	40	45	50	55	60	65	70	75	80	85	90	95	100	Total

Duxbury Middle School Duxbury FACTS: Parent Survey 2016

Estimate	19.01%	24.79%	14.88%	11.57%	10.74%	7.44%	1.65%	4.13%	0.00%	2.48%	0.00%	1.65%	0.00%	0.83%	0.00%	0.00%	0.83%	0.00%	0.00%	0.00%		
	23	30	18	14	13	9	2	5	0	3	0	2	0	1	0	0	1	0	0	0	0	121

Q5 Estimate the percentage of Duxbury Middle School students who binge drank (commonly defined as at least 5 or more drinks of alcohol within a couple of hours) during the last 30 days. Choose a percentage between 0% and 100%.

Answered: 108 Skipped: 23



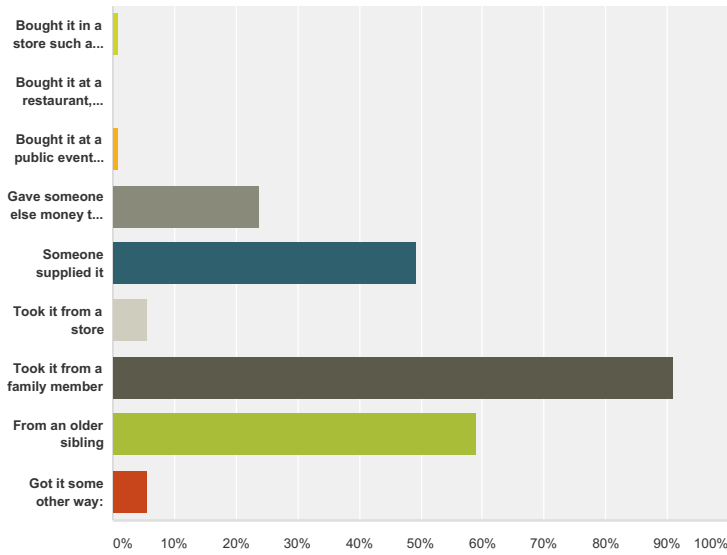
Percentage	5	10	15	20	25	30	35	40	45	50	55	60	65	70	75	80	85	90	95	100	Total
Count	1	12	8	6	5	4	1	1	1	1	18	10	5	1	1	1	1	1	1	1	108

Duxbury Middle School Duxbury FACTS: Parent Survey 2016

Estimate	65.74%	12.04%	6.48%	4.63%	4.63%	3.70%	0.93%	0.00%	0.00%	0.93%	0.00%	0.00%	0.00%	0.00%	0.93%	0.00%	0.00%	0.00%	0.00%	0.00%	108
	71	13	7	5	5	4	1	0	0	1	0	0	0	0	1	0	0	0	0	0	

Q6 Among Duxbury Middle School students who drank alcohol in the last 30 days (not including religious ceremonies), I believe they usually acquired the alcohol via the following method: (select all that apply)

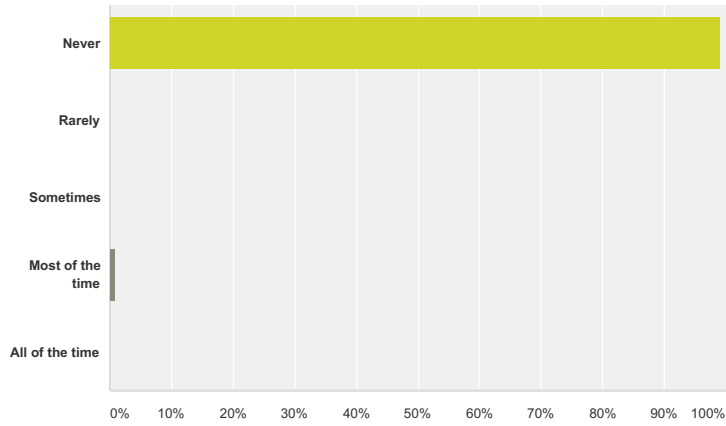
Answered: 122 Skipped: 9



Answer Choices	Responses
Bought it in a store such as a liquor store, convenience store, supermarket, discount store, or gas station	0.82% 1
Bought it at a restaurant, bar, or club	0.00% 0
Bought it at a public event such as a concert or sporting event	0.82% 1
Gave someone else money to buy it	23.77% 29
Someone supplied it	49.18% 60
Took it from a store	5.74% 7
Took it from a family member	90.98% 111
From an older sibling	59.02% 72
Got it some other way:	5.74% 7
Total Respondents: 122	

Q7 How often do you knowingly allow your child to attend parties where underage drinking occurs? (select one)

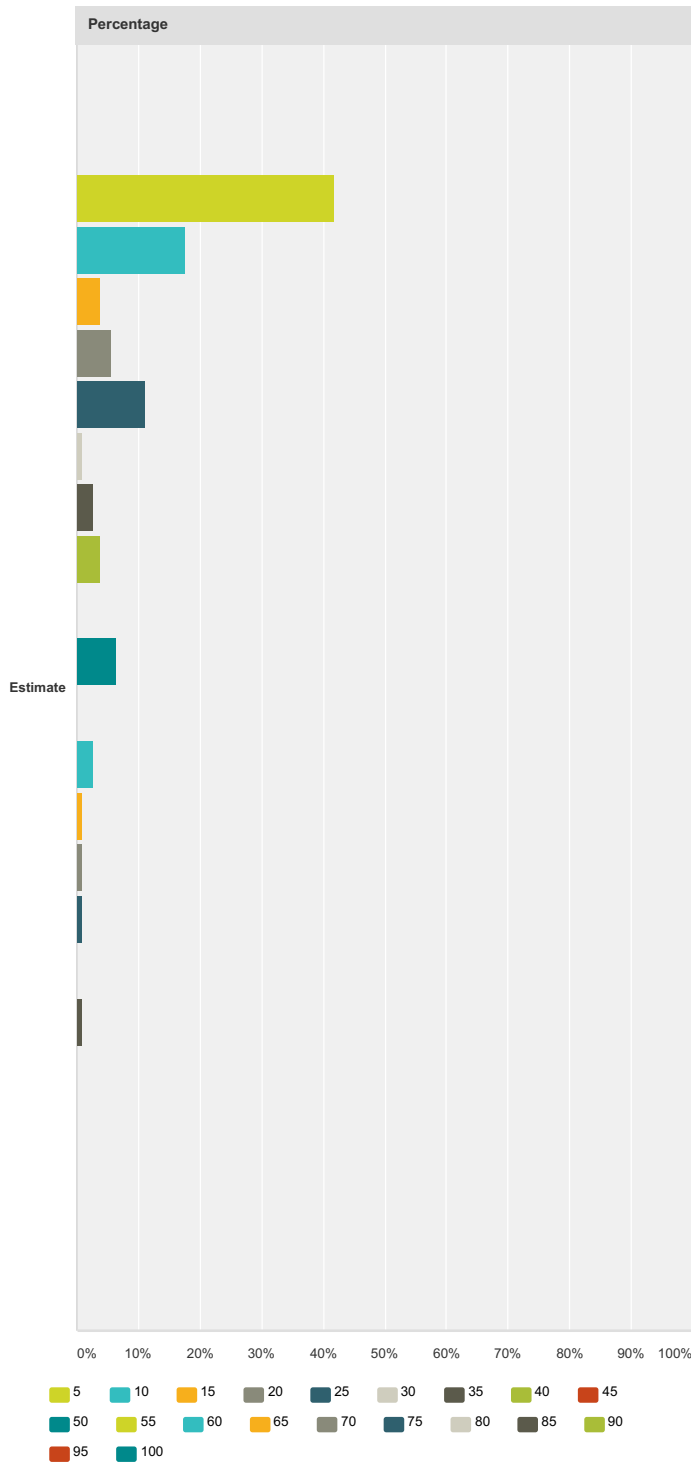
Answered: 126 Skipped: 5



Answer Choices	Responses	
Never	99.21%	125
Rarely	0.00%	0
Sometimes	0.00%	0
Most of the time	0.79%	1
All of the time	0.00%	0
Total		126

Q8 What percentage of parents at your child's school do you believe would allow their children to attend parties where underage drinking occurs? (select a percentage between 0% and 100%)

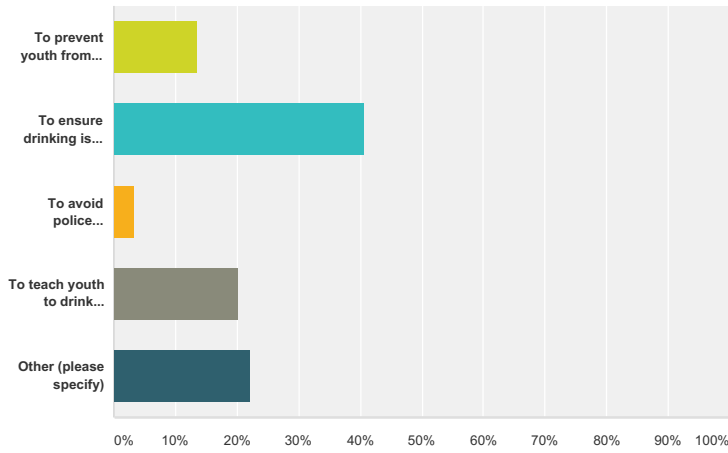
Answered: 108 Skipped: 23



Percentage																					
	5	10	15	20	25	30	35	40	45	50	55	60	65	70	75	80	85	90	95	100	Total
Estimate	41.67%	17.59%	3.70%	5.56%	11.11%	0.93%	2.78%	3.70%	0.00%	6.48%	0.00%	2.78%	0.93%	0.93%	0.93%	0.00%	0.93%	0.00%	0.00%	0.00%	108
	45	19	4	6	12	1	3	4	0	7	0	3	1	1	1	0	1	0	0	0	108

Q9 What is the main reason you think some parents may allow their and other underage children to drink alcohol in their home? (select one)

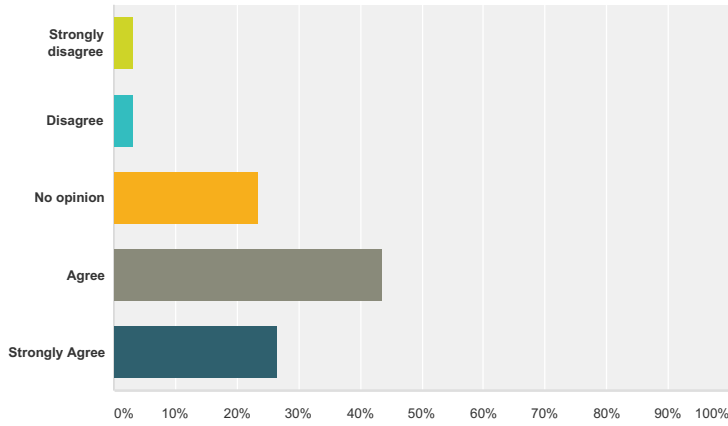
Answered: 118 Skipped: 13



Answer Choices	Responses
To prevent youth from drinking and driving with an older teen	13.56% 16
To ensure drinking is supervised	40.68% 48
To avoid police intervention	3.39% 4
To teach youth to drink responsibly	20.34% 24
Other (please specify)	22.03% 26
Total	118

Q10 I believe the use of non-medical marijuana among youth is a problem in Duxbury. (select one)

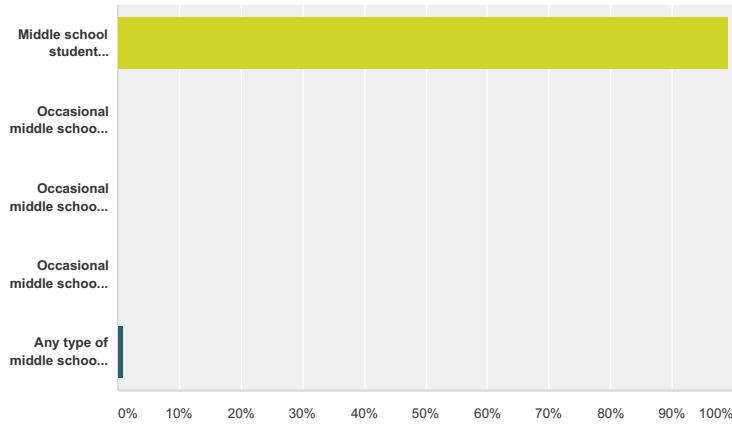
Answered: 124 Skipped: 7



Answer Choices	Responses	
Strongly disagree	3.23%	4
Disagree	3.23%	4
No opinion	23.39%	29
Agree	43.55%	54
Strongly Agree	26.61%	33
Total		124

Q11 Which of the following statements best represents your own belief about youth marijuana use? (select one)

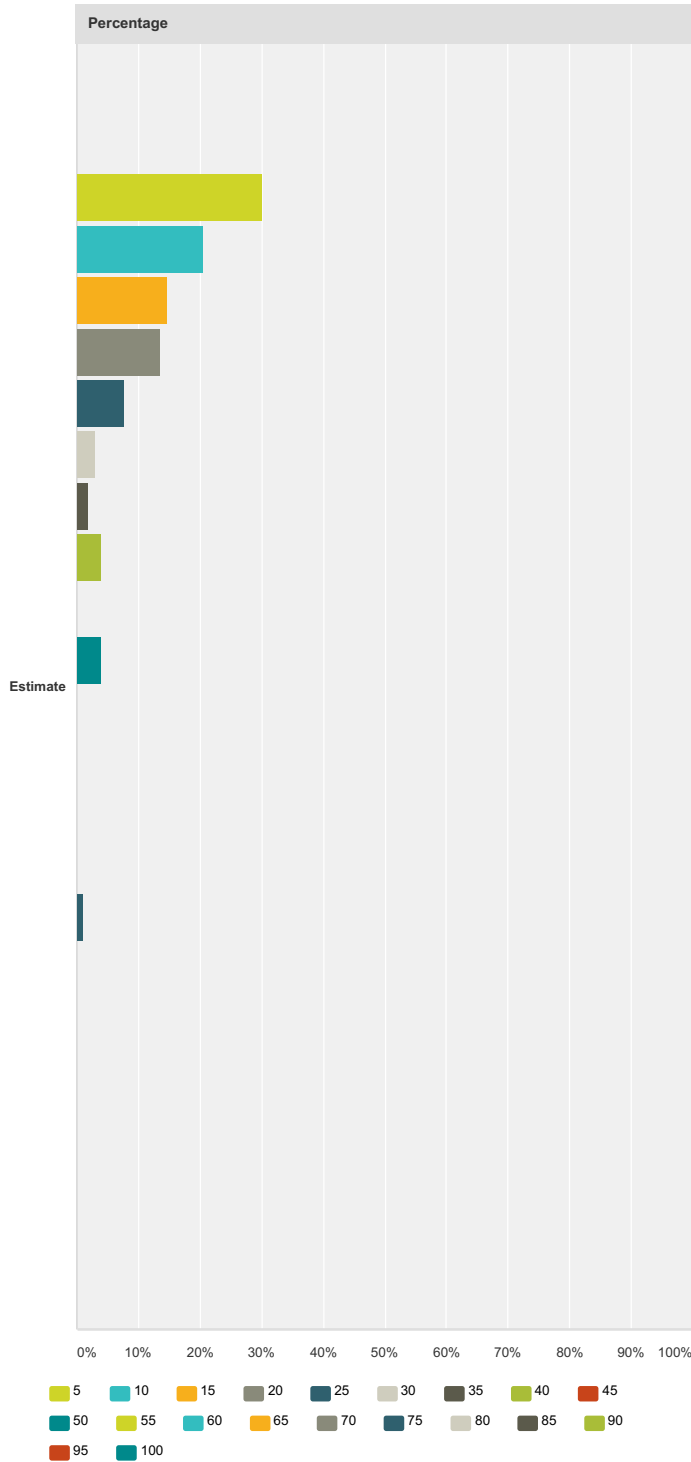
Answered: 125 Skipped: 6



Answer Choices	Responses
Middle school student marijuana use is never a good thing.	99.20% 124
Occasional middle school student marijuana use under supervision of her/his own parents is OK.	0.00% 0
Occasional middle school student marijuana use under supervision of a friend's parents is OK.	0.00% 0
Occasional middle school student marijuana use without adult supervision is OK as long as there is no driving involved.	0.00% 0
Any type of middle school student marijuana use is OK.	0.80% 1
Total	125

Q12 Estimate the percentage of Duxbury Middle School students who used marijuana during the last 30 days.

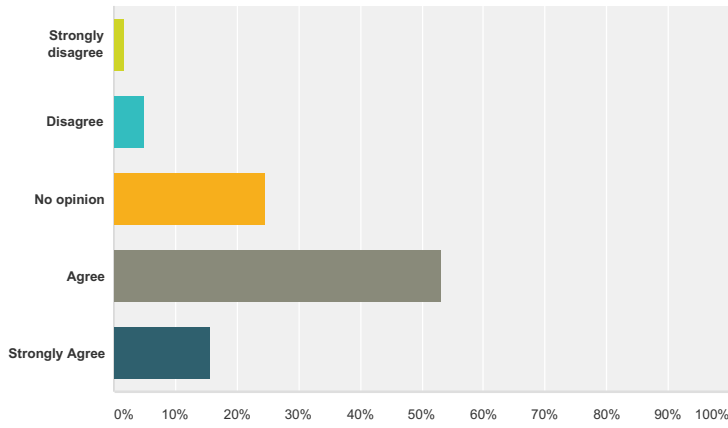
Answered: 103 Skipped: 28



Percentage																					
	5	10	15	20	25	30	35	40	45	50	55	60	65	70	75	80	85	90	95	100	Total
Estimate	30.10%	20.39%	14.56%	13.59%	7.77%	2.91%	1.94%	3.88%	0.00%	3.88%	0.00%	0.00%	0.00%	0.00%	0.97%	0.00%	0.00%	0.00%	0.00%	0.00%	103
	31	21	15	14	8	3	2	4	0	4	0	0	0	0	1	0	0	0	0	0	

Q13 I believe the unauthorized use of prescription medications without a doctor's order is a problem in Duxbury among youth. (select one)

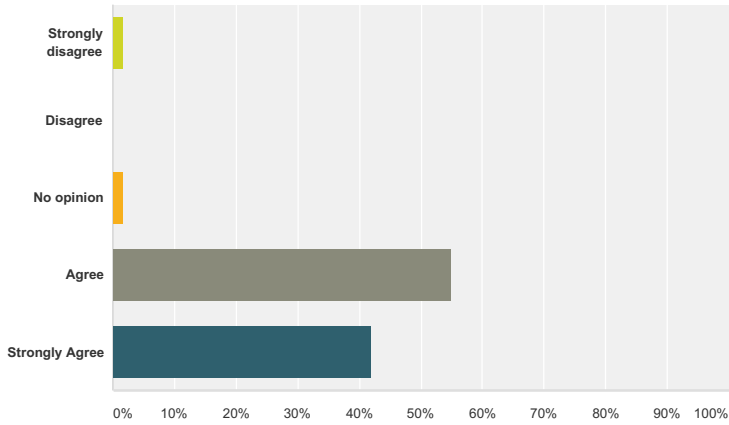
Answered: 122 Skipped: 9



Answer Choices	Responses	
Strongly disagree	1.64%	2
Disagree	4.92%	6
No opinion	24.59%	30
Agree	53.28%	65
Strongly Agree	15.57%	19
Total		122

Q14 What I say has influence on whether my child uses alcohol or drugs. (select one)

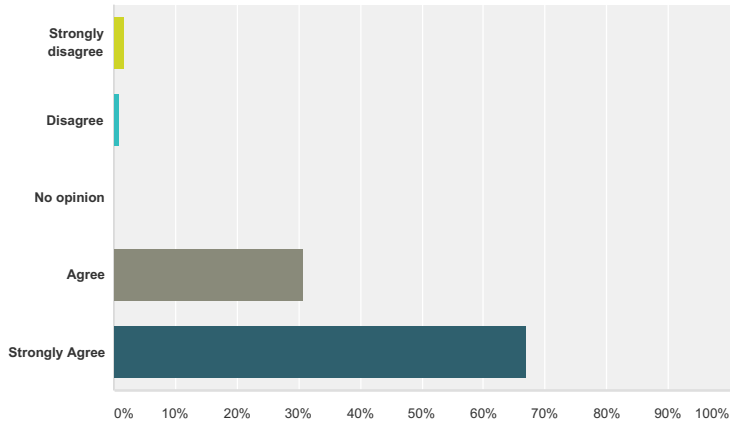
Answered: 124 Skipped: 7



Answer Choices	Responses	
Strongly disagree	1.61%	2
Disagree	0.00%	0
No opinion	1.61%	2
Agree	54.84%	68
Strongly Agree	41.94%	52
Total		124

Q15 What I do has influence on whether my child uses alcohol or drugs. (select one)

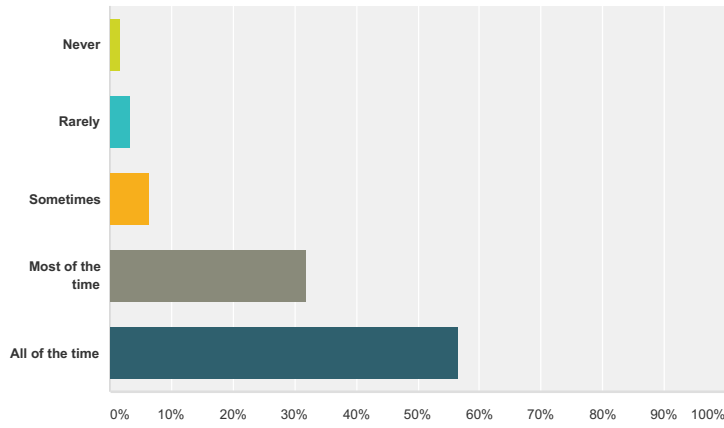
Answered: 124 Skipped: 7



Answer Choices	Responses	
Strongly disagree	1.61%	2
Disagree	0.81%	1
No opinion	0.00%	0
Agree	30.65%	38
Strongly Agree	66.94%	83
Total		124

Q16 Do you contact other parents to make sure they will be home before allowing your child(ren) to go to their house for a social gathering? (select one)

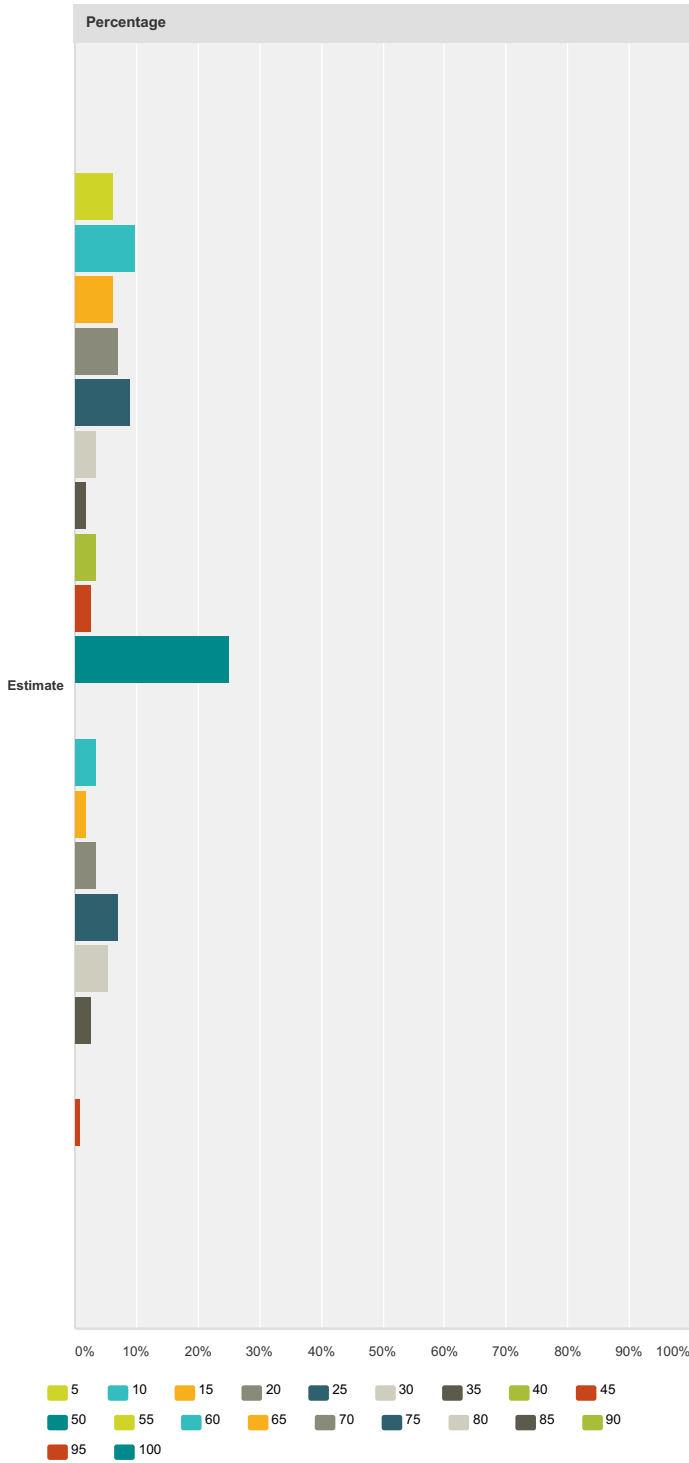
Answered: 122 Skipped: 9



Answer Choices	Responses	
Never	1.64%	2
Rarely	3.28%	4
Sometimes	6.56%	8
Most of the time	31.97%	39
All of the time	56.56%	69
Total		122

Q17 Estimate what percentage of Duxbury parents call to make sure the host parent is home before they allow their child(ren) to go to their house for a social gathering. (select a percentage between 0% and 100%)

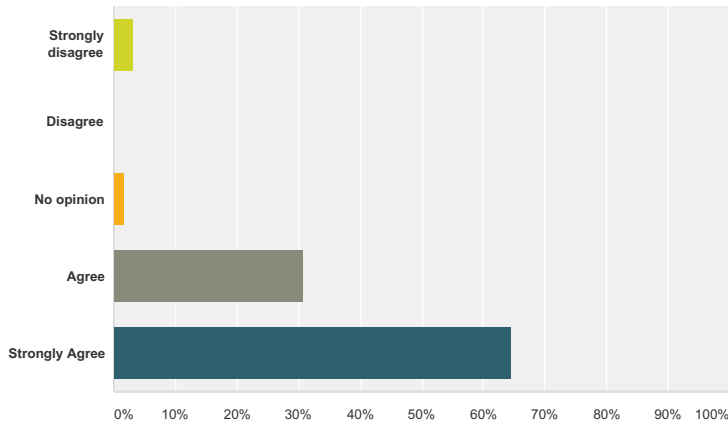
Answered: 112 Skipped: 19



Percentage																					
	5	10	15	20	25	30	35	40	45	50	55	60	65	70	75	80	85	90	95	100	Total
Estimate	6.25%	9.82%	6.25%	7.14%	8.93%	3.57%	1.79%	3.57%	2.68%	25.00%	0.00%	3.57%	1.79%	3.57%	7.14%	5.36%	2.68%	0.00%	0.89%	0.00%	112
	7	11	7	8	10	4	2	4	3	28	0	4	2	4	8	6	3	0	1	0	

Q18 I would like other Duxbury parents to call me if their child is coming to my home for a social gathering to see if I will be home. (select one)

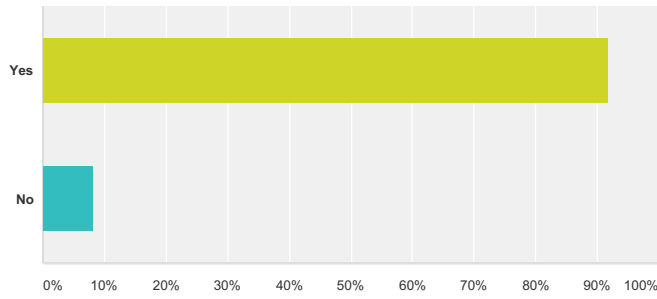
Answered: 124 Skipped: 7



Answer Choices	Responses	
Strongly disagree	3.23%	4
Disagree	0.00%	0
No opinion	1.61%	2
Agree	30.65%	38
Strongly Agree	64.52%	80
Total		124

Q19 Have you communicated to your children your family's guidelines and expectations associated with underage alcohol and drug use since the beginning of the current school year? (select one)

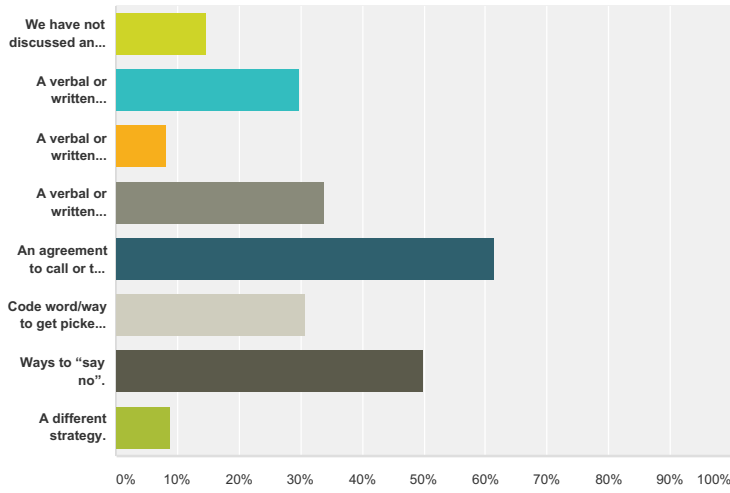
Answered: 124 Skipped: 7



Answer Choices	Responses	
Yes	91.94%	114
No	8.06%	10
Total		124

Q20 Which of the following strategies, if any, have you and your child discussed about how to protect themselves in an unsafe situation? (select all that apply)

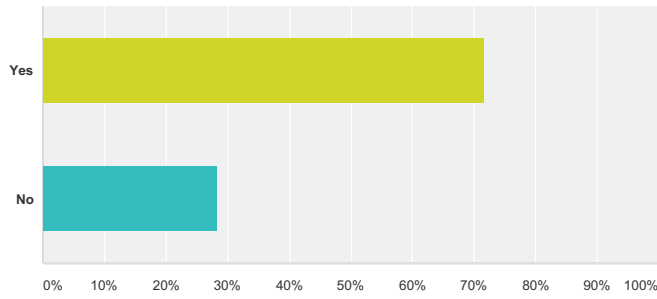
Answered: 124 Skipped: 7



Answer Choices	Responses
We have not discussed any strategies.	14.52% 18
A verbal or written contract with your child not to ride in any vehicle driven by someone who has been drinking or using drugs.	29.84% 37
A verbal or written contract with your child that limits the use of alcohol or drugs.	8.06% 10
A verbal or written contract with your child that prohibits any alcohol or drug use.	33.87% 42
An agreement to call or text message.	61.29% 76
Code word/way to get picked up without having to explain.	30.65% 38
Ways to "say no".	50.00% 62
A different strategy.	8.87% 11
Total Respondents: 124	

Q21 Have you ever talked with parents of your child's close friends to share and compare parental philosophies and standards regarding alcohol and drugs? (select one)

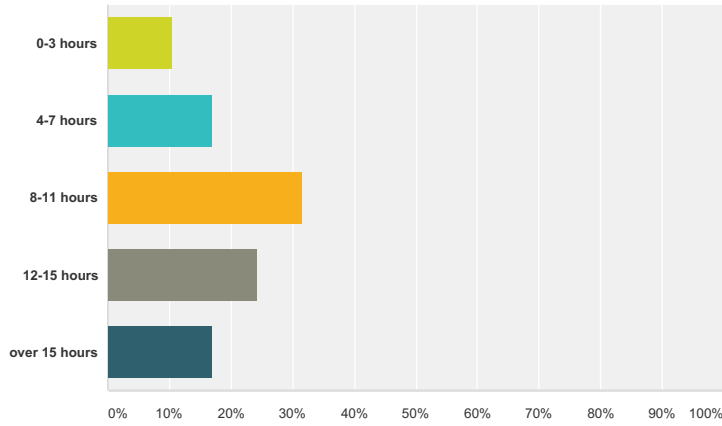
Answered: 123 Skipped: 8



Answer Choices	Responses	
Yes	71.54%	88
No	28.46%	35
Total		123

Q22 During the average week, my son/daughter has the following amount of unscheduled time:(select one)

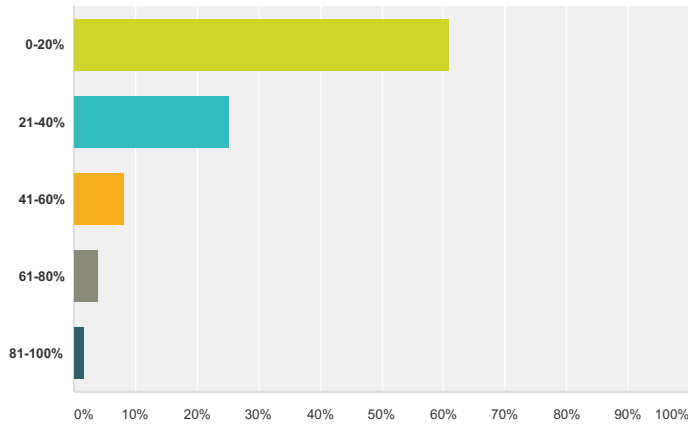
Answered: 124 Skipped: 7



Answer Choices	Responses	
0-3 hours	10.48%	13
4-7 hours	16.94%	21
8-11 hours	31.45%	39
12-15 hours	24.19%	30
over 15 hours	16.94%	21
Total		124

Q23 During the average week, I have observed or my son/daughter has communicated that he/she felt stressed or anxious what percent of the time? (select one)

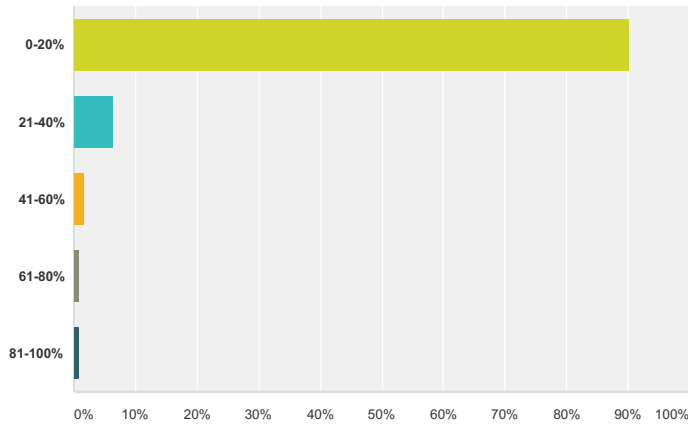
Answered: 123 Skipped: 8



Answer Choices	Responses	
0-20%	60.98%	75
21-40%	25.20%	31
41-60%	8.13%	10
61-80%	4.07%	5
81-100%	1.63%	2
Total		123

Q24 During the average week, I have observed or my son/daughter has communicated that they felt sad or hopeless what percent of the time? (select one)

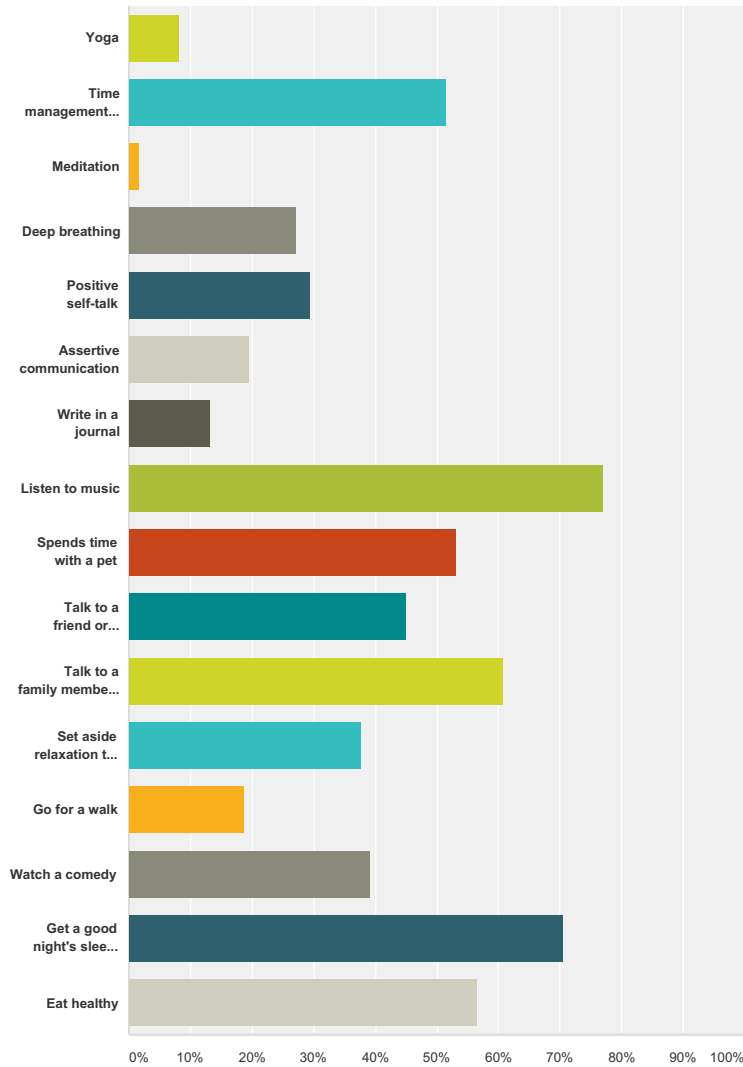
Answered: 123 Skipped: 8



Answer Choices	Responses	Count
0-20%	90.24%	111
21-40%	6.50%	8
41-60%	1.63%	2
61-80%	0.81%	1
81-100%	0.81%	1
Total		123

Q25 List any coping mechanisms that your child has developed and regularly uses to manage or eliminate stress: (select all that apply)

Answered: 122 Skipped: 9



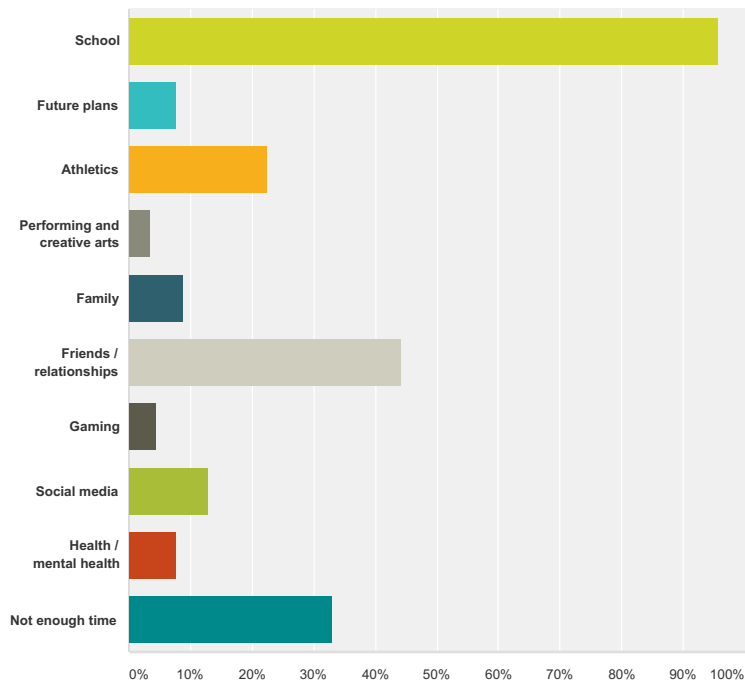
Answer Choices	Responses
Yoga	8.20% 10
Time management skills	51.64% 63
Meditation	1.64% 2
Deep breathing	27.05% 33
Positive self-talk	29.51% 36
Assertive communication	19.67% 24
Write in a journal	13.11% 16
Listen to music	77.05% 94
Spends time with a pet	53.28% 65
Talk to a friend or someone they trust	45.08% 55
Talk to a family member or another adult	60.66% 74
Set aside relaxation time to read a book	37.70% 46
Go for a walk	18.85% 23

Duxbury Middle School Duxbury FACTS: Parent Survey 2016

Watch a comedy	39.34%	48
Get a good night's sleep (9-9 1/2 hours)	70.49%	86
Eat healthy	56.56%	69
Total Respondents: 122		

Q26 During the average week, I have observed or my child has communicated that he/she feels stress over: (select all that apply)

Answered: 115 Skipped: 16



Answer Choices	Responses
School	95.65% 110
Future plans	7.83% 9
Athletics	22.61% 26
Performing and creative arts	3.48% 4
Family	8.70% 10
Friends / relationships	44.35% 51
Gaming	4.35% 5
Social media	13.04% 15
Health / mental health	7.83% 9
Not enough time	33.04% 38
Total Respondents: 115	